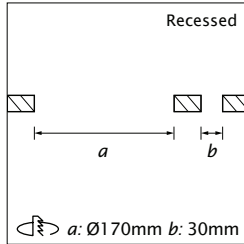
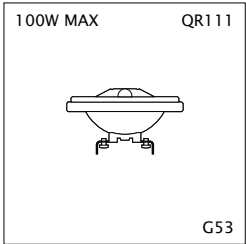


Order Code:

- White [RAL 9010] 51001
- Black [RAL 9005] 51002
- Custom Finishes Available on Request



Construction

Mounting

Lamp Type

Lamp Power

Beam Width

Voltage

Transformer

Internal Dimmer

External Dimmer

Place of Use

Min. Ceiling Clearance

Ceiling Cutout

Movement

Finish

Weight

Sequencing

Control Options

Machined steel, powder coated

Recessed

QR111

100W Max; 12V

4° - 45°, Lamp dependant

220-240V, 50/60Hz¹

Electronic transformer 105VA (in control pack)

Internal dimmer (in control pack) 0-100%; leading edge

External dimmer can also be used²

Interior use only

175mm

Ø170mm Spotlight; Ø30mm Sensor

+/- 45° X-Axis; +/- 45° Y-Axis

White RAL 9010, Black RAL 9005

Luminaire - 0.6kg (Including lamp); Pack - 1.2kg

Not available

Handheld remote (11400)

DMX or DALI available on request³

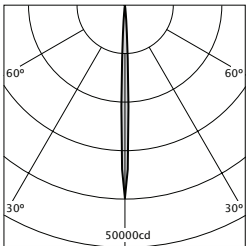
Notes

¹50Hz as standard. For 60Hz, specify when ordering.

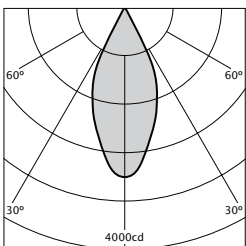
²If external dimmer is used, the lamp dims normally, motors operate down to 50% dimming. If the internal dimmer is used at the same time, the dimmer with the lowest setting dominates.

³Requires setup (with additional costs) and must be specified when ordering.

If you are in doubt as to the suitability or compatibility of this product, contact RCL.



Distance (m)	Beam Diameter (m)	Illuminance (lx)
1m	0.07m	40000 lx
2m	0.14m	10000 lx
3m	0.20m	4500 lx
4m	0.28m	2500 lx
5m	0.34m	1600 lx



Distance (m)	Beam Diameter (m)	Illuminance (lx)
1m	0.83m	2800 lx
2m	1.66m	700 lx
3m	2.50m	310 lx
4m	3.30m	175 lx
5m	4.15m	110 lx

Photometric data is provided as a guide only. Check with lamp manufacturers for latest data.

